



The First 100 Days of Biden's Presidency

Insights & Feelings – Expert IQ Report

On January 20, 2021, the clock started on the first 100 days of the Joe Biden administration. Now that the President is scheduled to give his first address to a joint session of Congress today, April 28, 2021, the White House has begun to take stock of its progress thus far. As it turns out, they aren't the only ones doing so. We thought it would be interesting to ask the same question using our AI-based natural language platform:

What have we learned from the first 100 days of Biden's administration?

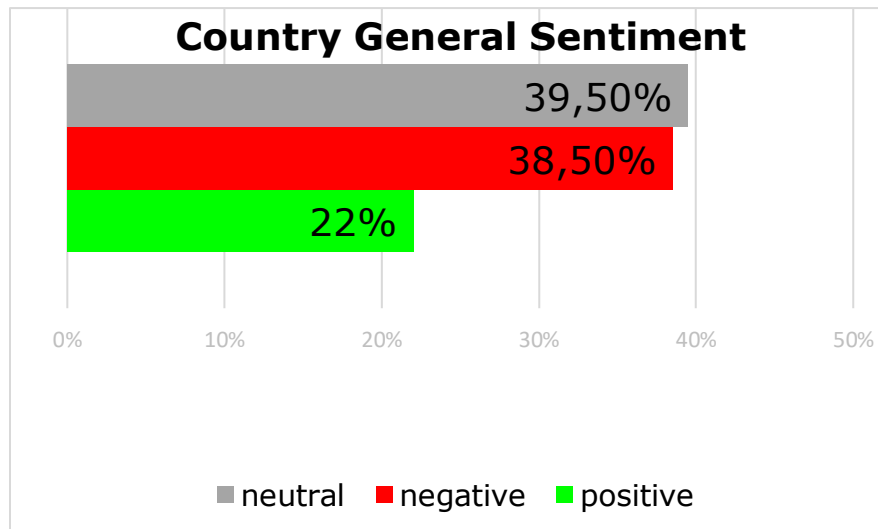
The First 100 Days Through the Lens of AI

This Expert IQ Report is based on a content analysis of around 900 articles¹ published between January and April 2021 and a sample of 71,000 Tweets published between April 15 and April 27, 2021.

Assumption –Looking back to October 2020, we analyzed Tweets and other social media comments using our natural language understanding and natural language processing platform to categorize the sentiment being expressed towards former Vice President Joe Biden and President Trump in the run up to the US Presidential election. From this accumulation of data, the [expert.ai](#) team, together with [Sociometrica](#) President Antonio Preiti, created a synthetic index of the emotional strength of each candidate. Our results shared on October 12, 2020 showed Joe Biden with a 50.2% to 47.3% lead over President Trump — a near mirror image of the final popular vote [You can access several pieces of coverage of this report from [Fortune](#), [WSJ](#), [AI Weekly/VB - The Machine...](#)]

Country General Sentiment

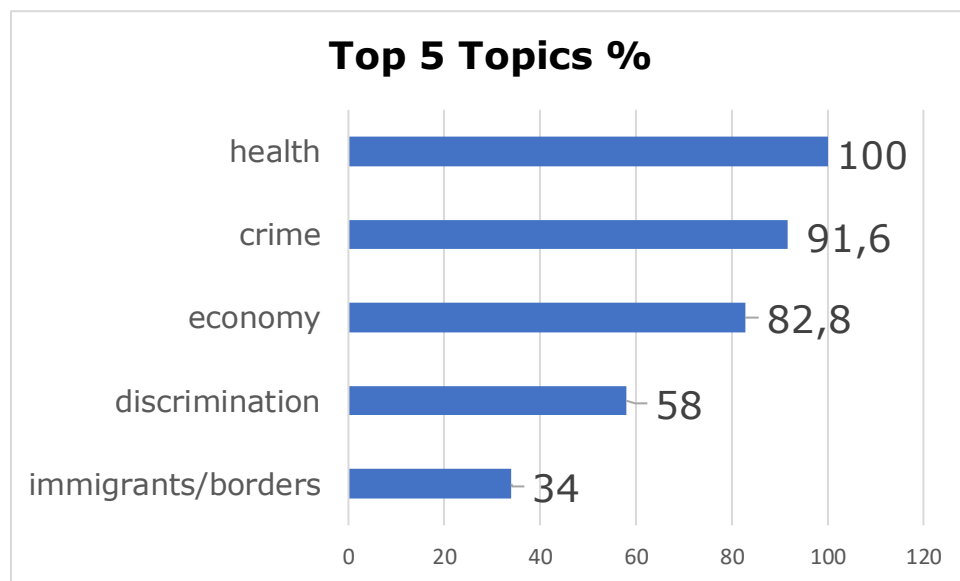
We grouped every emotion expressed about the state of the country into three broad categories: negative, positive and neutral. Of the emotions expressed by Americans, 39.5% were neutral, 38.5% were negative and 22.0% were positive.



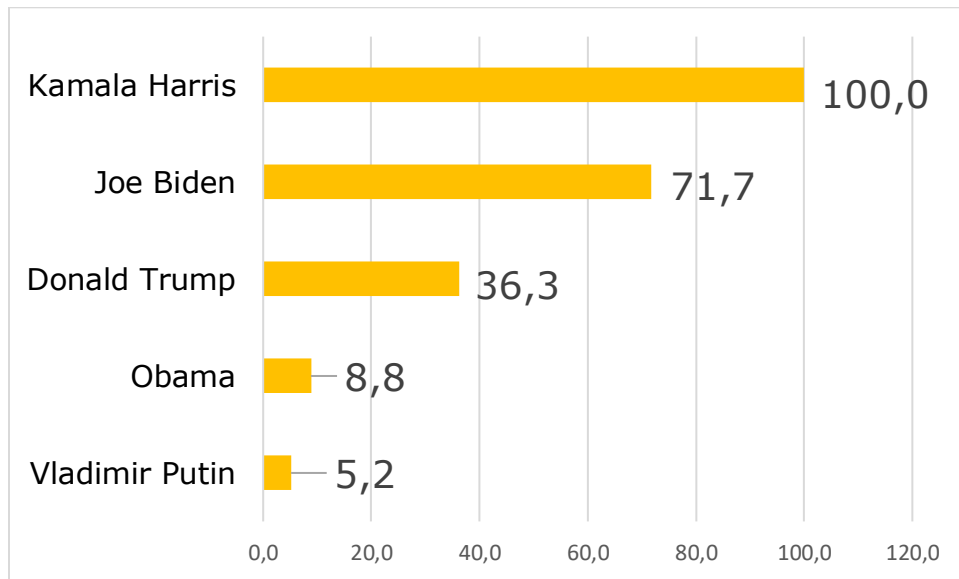
¹ We gathered articles from different sources including a selection of newspapers (Politico, Fivethirtyeight, Time, Insider, NPR...) and news feed (Google, Yahoo!, bing)

Top Five Topics Influencing Sentiment of the Biden Administration's First 100 Days

We also looked at the top five topics of conversation over the past 100 days. In first place are the **health issues** highlighted by the **coronavirus pandemic**. A close second (91.6%) was the **murder of George Floyd** and **Derek Chauvin's trial (crime)**. In third place are issues concerning the **economy**. The topics in fourth and fifth place, respectively—**racial discrimination** and **immigration/problems at the southern border**—describe major issues that the country is facing. Among these top five topics, the **economy** was the **only one where the sentiment was predominantly positive**.

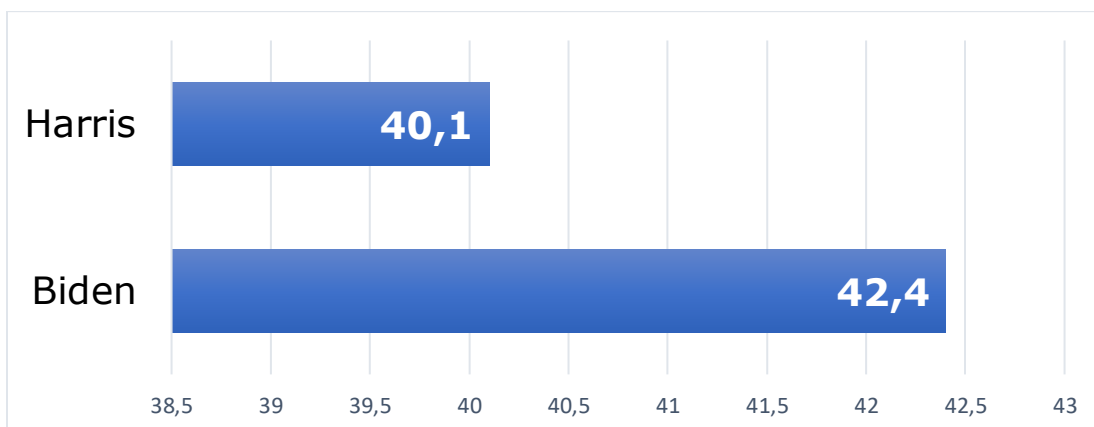


ANALYSIS OF THE POLITICAL DEBATE



It may come as a surprise that, when it comes to “popularity” in politics—the predominance of an individual in conversations and the contribution in debate—**Vice President Kamala Harris was mentioned most frequently**. As a matter of fact, by focusing and limiting the analysis on “people”, Harris emerged as the most tweeted political figure: on a relative scale, where Harris is assigned a value of 100, Biden follows with 71.7% of mentions. In third place are former presidents Donald Trump (36.3%), followed by Barak Obama (8.8%) and Russian President Vladimir Putin (5.2%).

EMOTION INDEX*



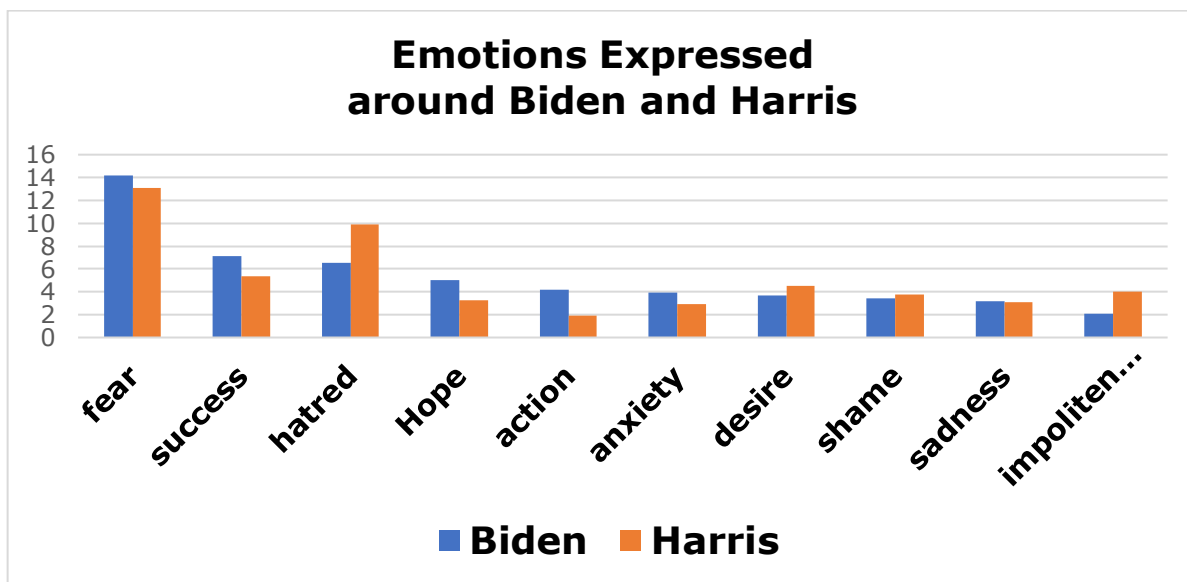
Expert.ai applied its NL capabilities to Twitter streams to identify the “People Emotions Index”. The expert.ai outcomes have been analyzed by , Sociometrica, to track the Biden administration’s sentiment rating. The results indicate that **President**

Biden has a more positive sentiment rating (42.4/100) than Vice President Harris (40.2/100). When compared to the general sentiment towards the country, it is clear that the Biden administration is considered to be a positive element despite the difficult conditions the country is facing.

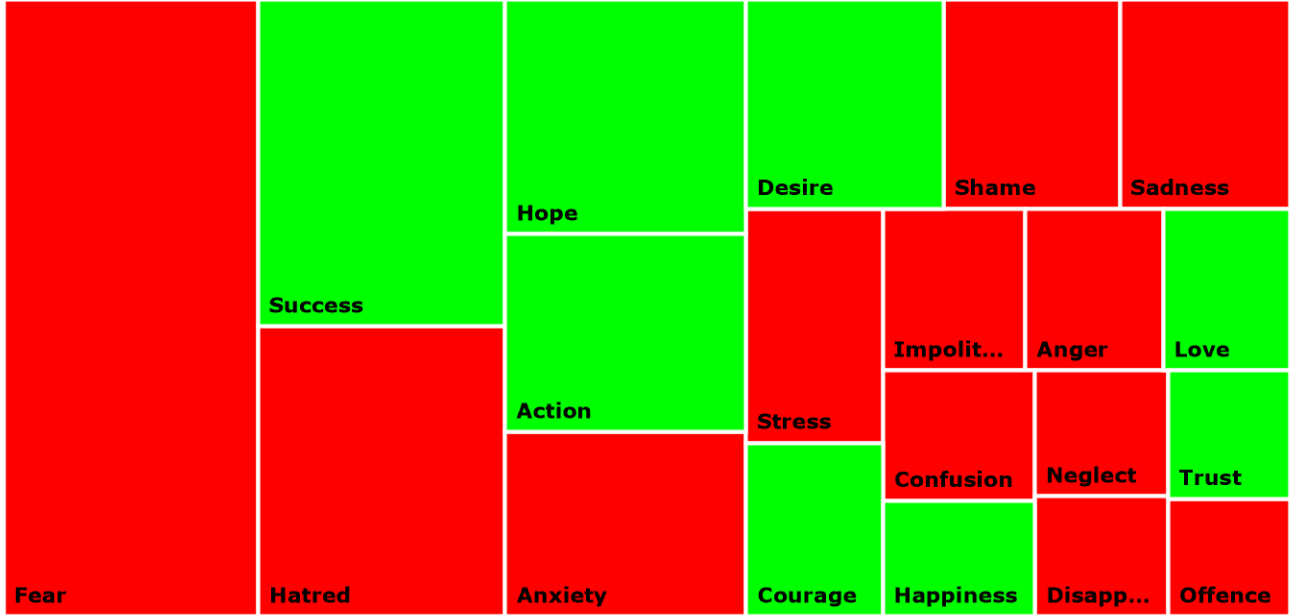
EMOTIONS IN DETAIL

The emotions expressed around the two leaders also relate to the subject matter they are dealing with. *Fear*, for example, is the emotion most present in tweets related to Biden, largely because the topic of interest, COVID-19, instills fear.

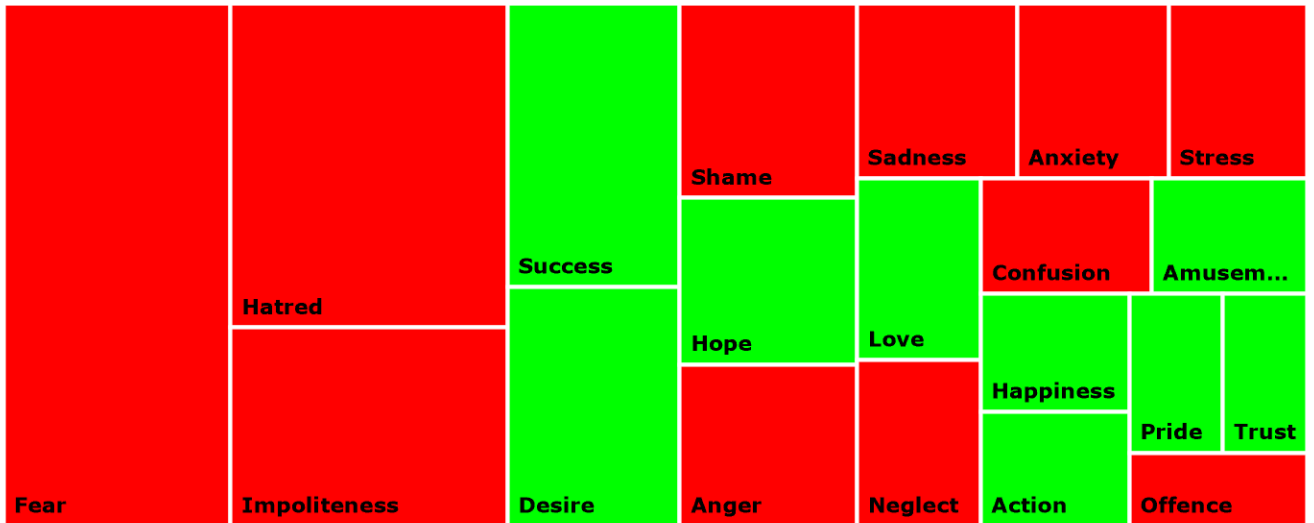
Comparing individual emotions, we see that Kamala Harris, while being mentioned more often than President Biden, registers more negative sentiment. In fact, the negative emotions expressed in tweets related to Kamala Harris had stronger negative sentiment than those referencing Joe Biden.



Emotions around Joe Biden



Emotions around Kamala Harris



* The index of emotions is calculated using the following methodology: From each comment, expert.ai technology extracts one or more emotions regarding President Joe Biden and Vice President Kamala Harris. Emotions are distributed in around 80 categories that represent the most natural and widespread emotions, such as: joy, fear, anxiety, etc. Each emotion is given a value from 1 to 100, where 100 is the maximum value. As a result, a synthetic index of the emotional strength of each candidate is then calculated.

While the data collected and analyzed with our AI-based platform has been checked with Sociometrica, the unique intent of our analysis is to **offer insights on the AI-based Natural Language capabilities in analyzing a massive amount of content from social streams.**

Expert IQ Report – expert.ai

Produced using expert.ai NL capabilities including all the features available via API, the Expert IQ Report is a regular series that looks to provide deep content analysis from the massive amounts of language data from a given current event, person or topic within the enterprise, government, financial etc. Expert IQ Reports demonstrate the value of using AI-based NL content analysis technology to automatically generate a fast and accurate understanding of language data.

SOCIOMETRICA

www.sociometrica.it

www.antoniopreiti.it



www.expert.ai